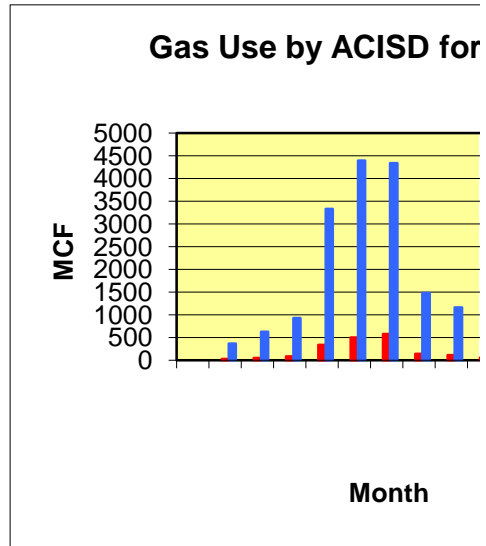


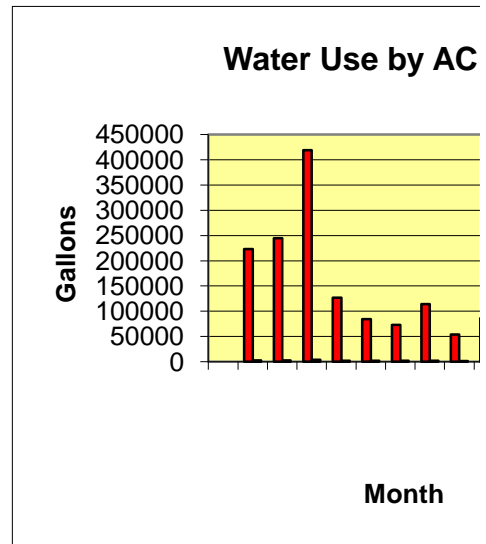
Natural Gas Use by ACISD for the school year 2006-2007 in MCF

Month	MCF	Cost\$\$
Sept. 06	29.1	370.66
Oct. 06	54	627.03
Nov. 06	87.5	934.53
Dec. 06	343.2	3328.84
Jan. 07	503.8	4392.15
Feb. 07	576.9	4339.73
Mar. 07	139.2	1481.95
Apr.07	114.3	1166.41
Ma 07	56.7	636.66
Ju 07	56.7	693.03
Jly 07	31.3	24.79
Au 07	17.8	145.87
Totals	2010.5	18141.65



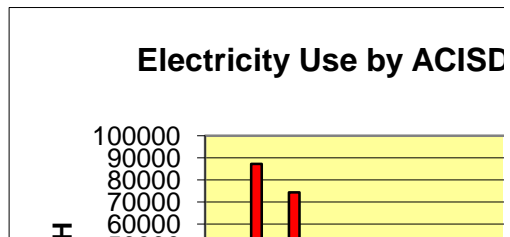
Water Used in Gallons by ACISD and charges for Sewer and Trash

Month	Gallons	Cost\$\$
Sept. 06	223000	2266.61
Oct. 06	245000	2610.51
Nov. 06	419000	3831.81
Dec. 06	127000	1794.81
Jan. 07	84000	1636.81
Feb. 07	73000	1587.81
Mar. 07	114000	1838.81
Apr. 07	54000	1440.81
Ma. 07	86000	1608.81
Ju. 07	107000	1783.81
Jly. 07	39000	950.61
aug. 07	14000	852.61
Totals	1585000	22203.82

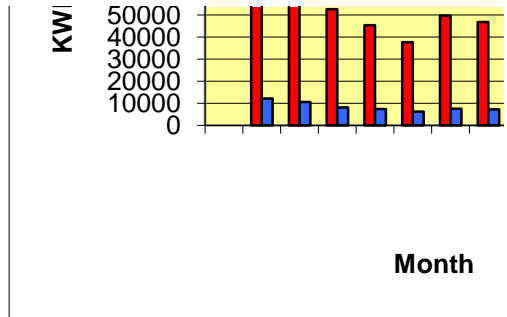


Electricity Use by ACISD in KWH

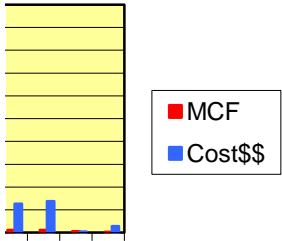
Month	KWH	Cost\$\$
Sept. 06	87,301	12251.48
Oct. 06	74407	10663.07
Nov. 06	52606	8136.38
Dec. 06	45314	7372.17
Jan. 07	37667	6328.92
Feb. 07	49590	7581.55



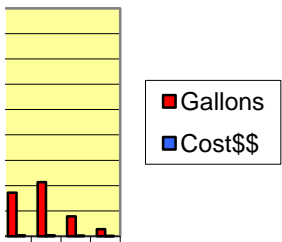
Mar. 07	46802	7352.1
Apr. 07	36904	6326.85
May.07	45473	7133.1
June. 07	47000	7410.04
July.07	25132	4633.96
Aug. 07	23038	4408.61
Total	571,234	89598.23



· 2006-07



ISD



) for 2006-07

